



Public School Parents on the Value Of Public Education

Key findings from a national survey among 1,200 public school parents, including oversamples of African American, Hispanic, and major city parents, conducted July 24 to August 3, 2017

Methodology

- Interviews conducted online July 24 to August 3, 2017, with 1,200 parents of public school K-12 students, including 233 African-American parents, 371 Hispanic parents, and 196 parents in major cities*

Gender

Fathers	45%
Mothers	55%

Age

18 to 34	26%
35 to 49	57%
50/older	17%

Party ID

Democrats	38%
Independents	33%
Republicans	29%

Race

Whites	56%
African Americans	12%
Hispanics	23%
Asians	7%

Area Type

Urban	27%
Suburban	44%
Small town/rural	29%
Child qualifies for free/reduced lunch	46%

School Type

Regular public	94%
Public charter	8%

Children in K-12

One child	46%
Two children	37%
Three/more	17%
Child with disability/ special needs	20%

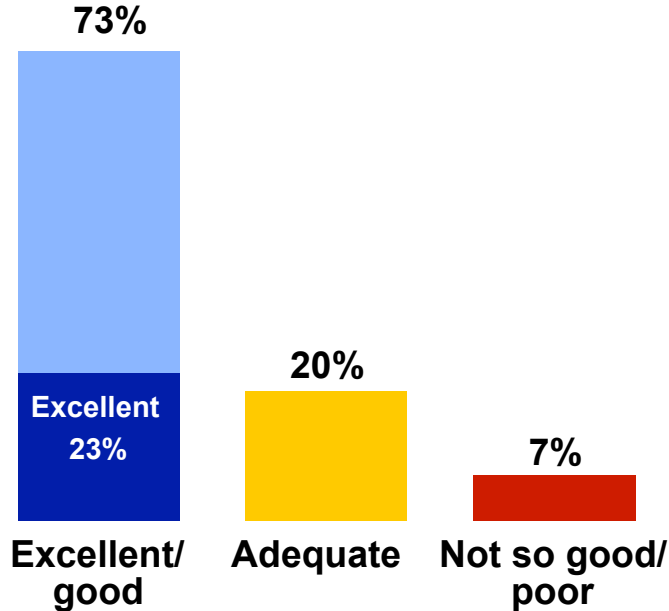
* Chicago, Dallas, Houston, Los Angeles, New York City, Philadelphia, Phoenix, San Antonio, San Diego, San Francisco

Key Findings

- Parents say public schools are helping their children achieve their full potential and expanding opportunity for low-income and minority children.
- Parents want a good neighborhood public school much more than increased choice of schools.
- Parents' top goals for their schools: providing a safe & secure environment, developing knowledge and skills, and ensuring equal opportunity for all kids.
- Parents' education agenda focuses on investing in traditional public schools, rather than diverting funding to charters or vouchers.
- Parents have little confidence in Donald Trump or Betsy DeVos to have the right ideas for education, and disapprove of DeVos' performance as Secretary of Education.

Three-Fourths of Parents Give High Rating to Their Public School

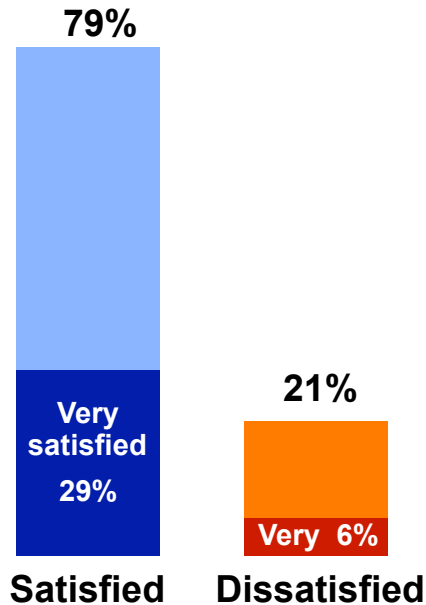
Quality of Education in My Children's Public Schools



	Excellent/ good	Adequate	Not so good/ poor
Major city parents	73%	19%	8%
African Americans	70%	22%	8%
Hispanics	74%	19%	7%

Parents: Public Schools Are Helping Our Children Achieve Their Full Potential

Satisfaction with Public Schools in Helping my Children Achieve Their Full Potential



	Satisfied	Dissatisfied
Major city parents	82%	18%
African Americans	77%	23%
Hispanics	80%	20%

Public Schools Expand Opportunities for Low-Income and Minority Children

Perceptions of Public Schools on Expanding Opportunities for Low-Income/Minority Students

Public schools do more to expand opportunities for low-income/minority students



Public schools do more to reduce opportunities



Public schools don't affect opportunities



	Expand optys	Reduce optys
Major city parents	59%	16%
African Americans	48%	31%
Hispanics	48%	20%
Child qualified for FRL	52%	20%

Parents' Top Goals for Their Schools

*Proportions rating each as a very important goal for public schools**

- 68%** Providing a safe and secure environment for children
- 63%** Making sure students graduate with the knowledge and academic skills to succeed in college
- 62%** Ensuring that all children, regardless of background, have the opportunity to succeed
- 62%** Developing students' critical thinking and reasoning abilities
- 61%** Improving students' knowledge in subject areas such as English, history, science, and math
- 58%** Preparing students to get good jobs and have successful careers
- 58%** Making sure students with disabilities and special needs have equal access to the quality education they need
- 58%** Protecting all students from discrimination in schools, including students of different races, religions, and sexual orientations

* 9-10 ratings on a zero-to-10 scale, 10 = extremely important goal

Parents' Top Goals for Their Schools *(continued)*

*Proportions rating each as a very important goal for public schools**

- 57%** Providing access to high-level curriculum, such as advanced placement courses, for students who choose it
- 54%** Promoting the healthy social and emotional development and well-being of children
- 53%** Creating engaged learning environments and making sure curriculum includes art, music, and P.E., as well as the core academic subjects
- 51%** Preparing students to succeed in a global economy
- 51%** Creating joy and making sure children are happy and feel cared for
- 49%** Making sure children receive individual attention in the classroom

- 40%** Giving parents more choice of schools their children can attend
- 39%** Promoting citizenship and creating a vibrant democracy

* 9-10 ratings on a zero-to-10 scale, 10 = extremely important goal

Parents Want Quality Neighborhood Public Schools More than Choice

With which statement do you agree more?

I want a **good quality neighborhood public school** I can send my children to



I want to have **more choice** of which schools I can send my children to



	Good neighborhood school	Choice of schools		Good neighborhood school	Choice of schools
Income under \$40K	67%	33%	Whites	76%	24%
Income \$40K to \$75K	71%	29%	African Americans	60%	40%
Income over \$75K	76%	24%	Hispanics	66%	34%
Major city parents	64%	36%			

Professionalism, Standards, and Support—Not Firings—Is Road to Better Teaching

Perceived Best Way to Improve Teaching

Treat teachers like professionals, raise hiring standards, and give new and struggling teachers more support and training



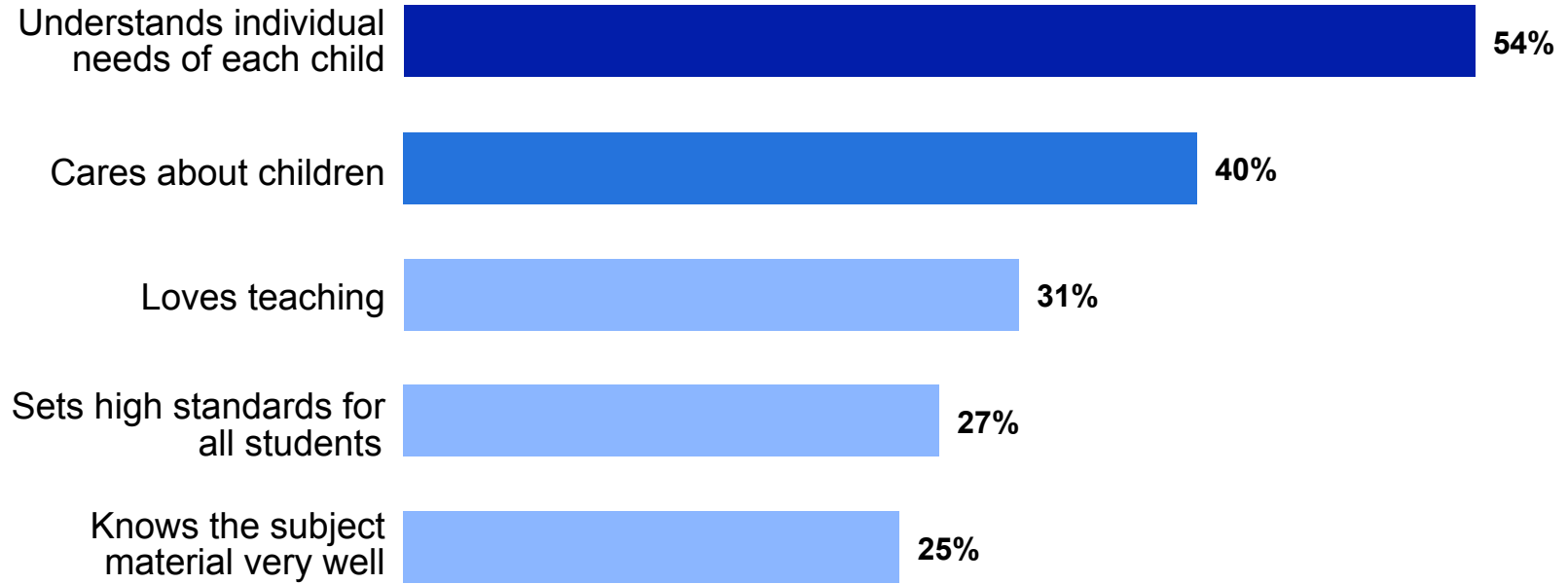
Regularly **remove poorly performing teachers from the classroom and hire new teachers to replace them**



	Treat teachers like professionals	Remove poorly performing teachers
Major city parents	68%	32%
African Americans	66%	34%
Hispanics	70%	30%

Most Important Qualities for a Good Teacher


Two Most Important Qualities for a Good Teacher to Have



Parents' Funding Priority: Improve Neighborhood Schools, Not Private School Choice

Preferred Top Priority for Education Funding

Making investments to improve the quality of education in neighborhood public schools
 **86%**

Helping parents pay the cost of sending their children to private or religious schools, at taxpayer expense
 **14%**

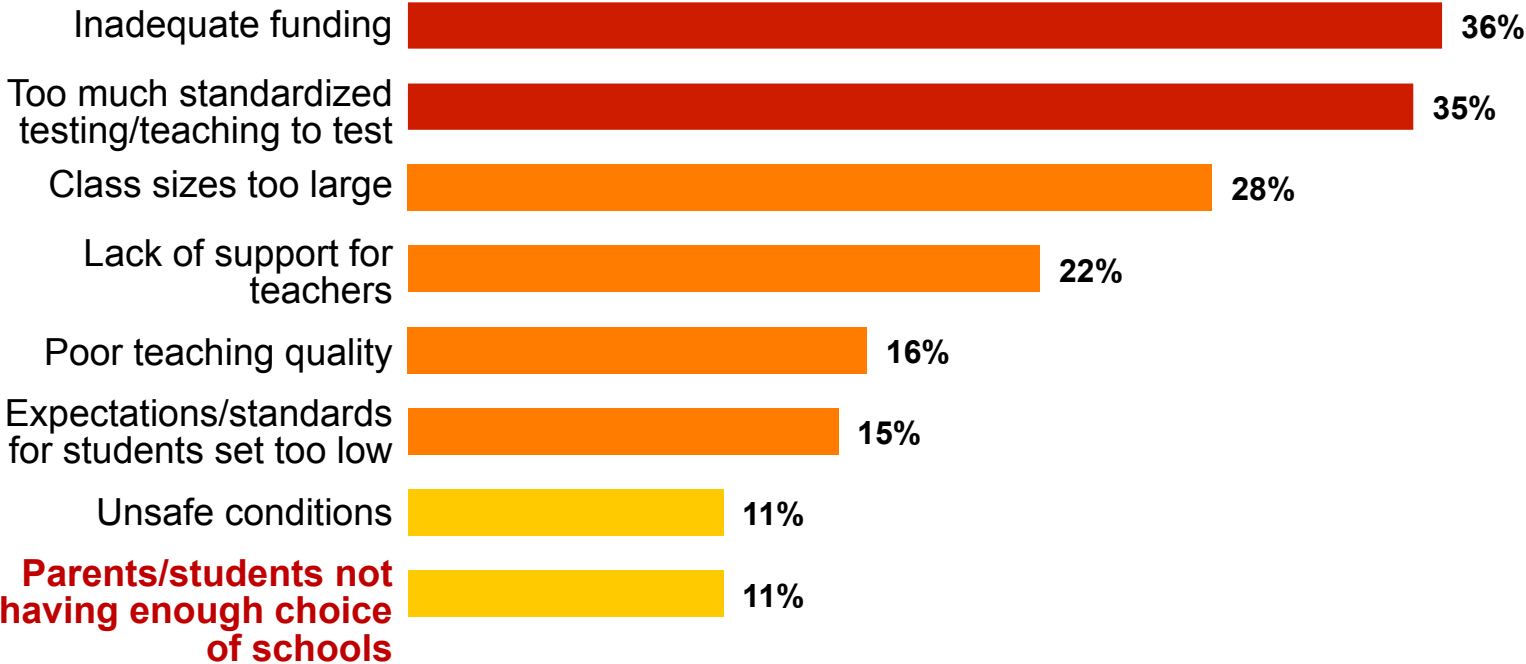
	Investments to improve quality	Help parents pay for private school
Major city parents	79%	21%
African Americans	85%	15%
Hispanics	83%	17%



PARENTS' AGENDA FOR IMPROVING EDUCATION

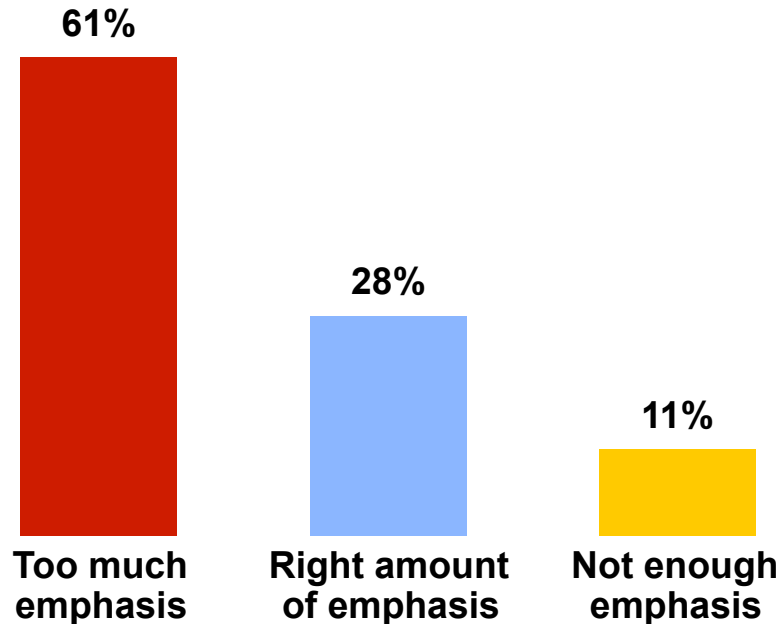
Biggest Problems Facing Schools: Testing (too much) and Funding (too little)–Not Lack of Choice

Two Biggest/Most Important Problems Facing Public Schools Today



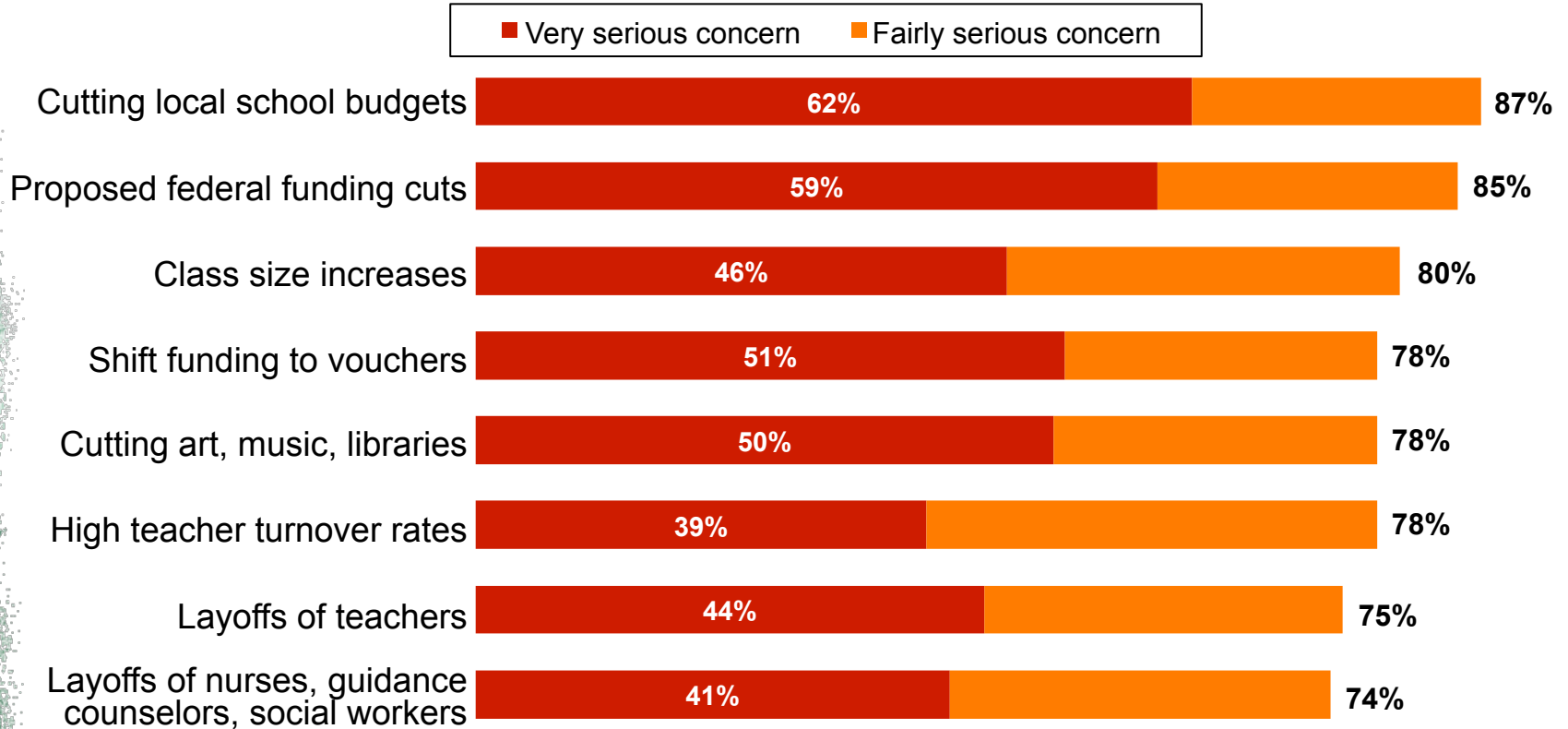
Parents See Too Much Emphasis on Testing

Perceived Emphasis on Standardized Testing and Test Scores in Public Schools



	Too much emphasis	Right amount	Not enough
Major city parents	48%	38%	14%
African Americans	55%	29%	16%
Hispanics	52%	34%	14%

Education Trends that Concern Parents



How to Improve Education: Good Community Public Schools, Not Charters and Vouchers

Preferred Approach for Improving Education

We should **focus on ensuring that every child has access to a good public school in their community**. We need to make the investments needed to ensure all schools provide safe conditions, an enriching curriculum, support for students' social and emotional development, and effective teachers.



We should **open more public charter schools and provide more vouchers** that allow parents to send their children to private schools at public expense. Children will receive the best education if we give families the financial freedom to attend schools that meet their needs.

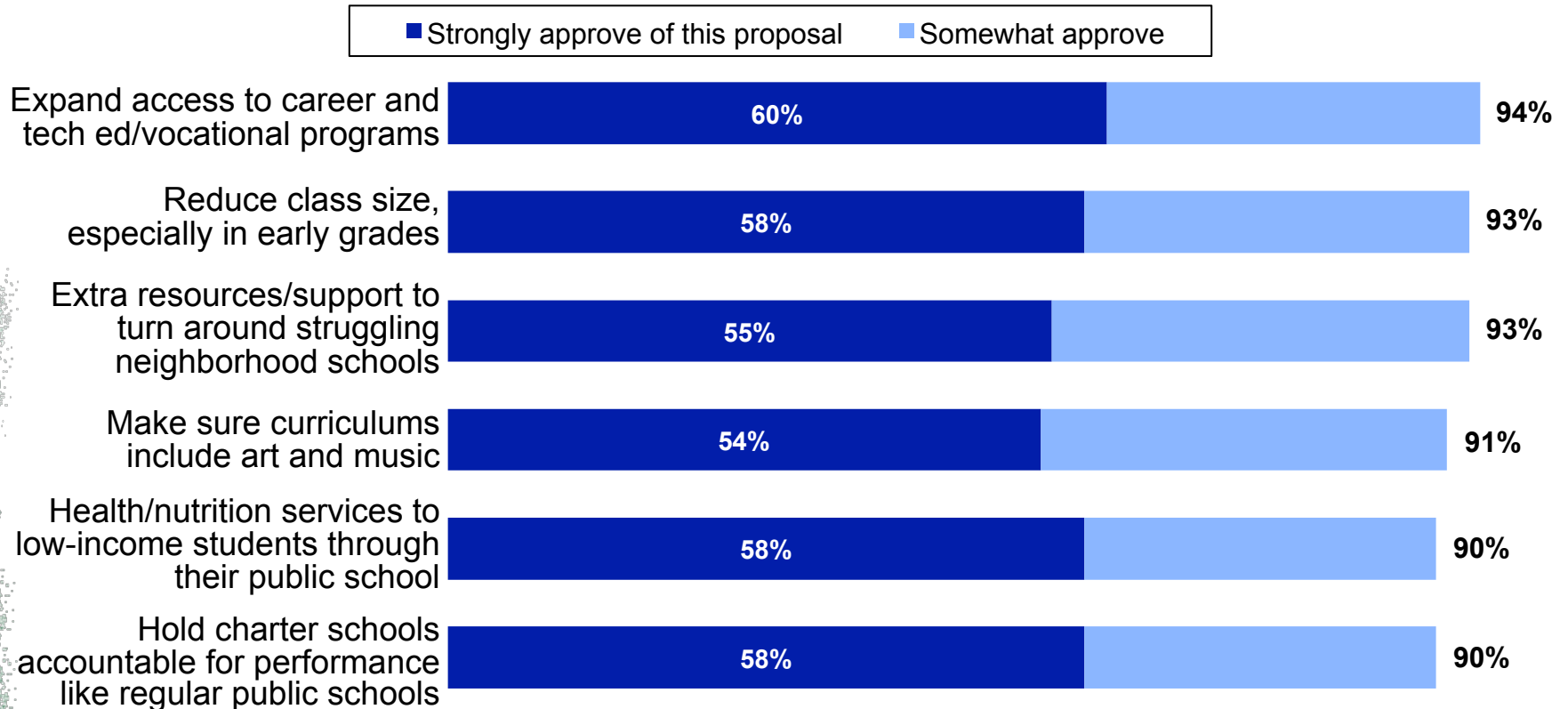


Improving Education: Good Community Public Schools

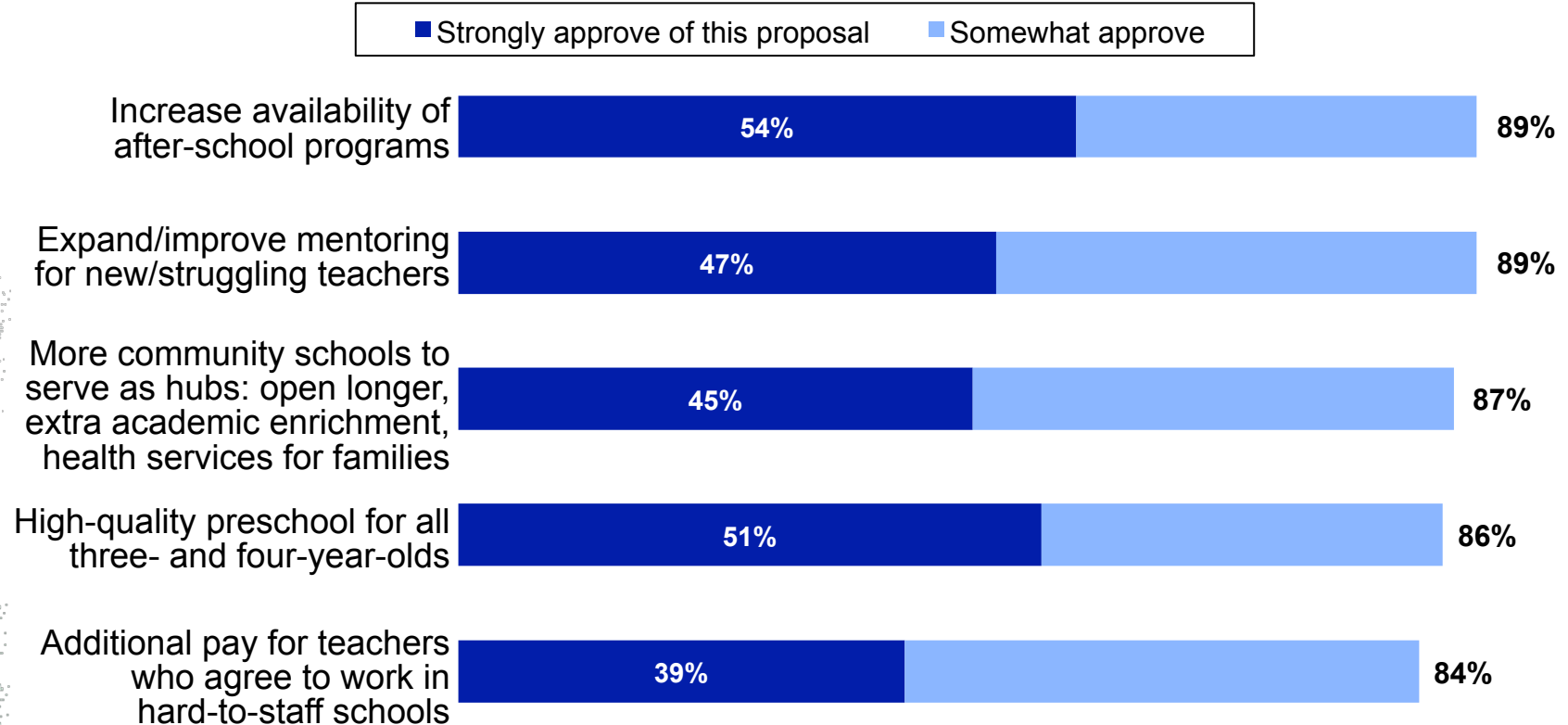
Preferred Approach for Improving Education, Key Subgroups

	Good public schools	More charters/ vouchers		Good public schools	More charters/ vouchers
Mothers	84%	16%	Major city	72%	28%
Fathers	76%	24%	Urban	76%	24%
Age 18 to 34	83%	17%	Suburban	81%	19%
Age 35 to 49	79%	21%	Small town/rural	82%	18%
Age 50/older	79%	21%	2016 Clinton voters	84%	16%
Whites	82%	18%	2016 Trump voters	74%	26%
African Americans	76%	24%	2016 nonvoters	82%	18%
Hispanics	78%	22%	Reg. public school parents	81%	19%
Income under \$45K	81%	19%	Charter school parents	57%	43%
Income \$45K to \$75K	79%	21%	Very/fairly satisfied w/schools	81%	19%
Income over \$75K	80%	20%	Less/ not satisfied w/schools	78%	22%
Democrats	84%	16%			
Independents	79%	21%			
Republicans	76%	24%			

Parents' Education Policy Agenda

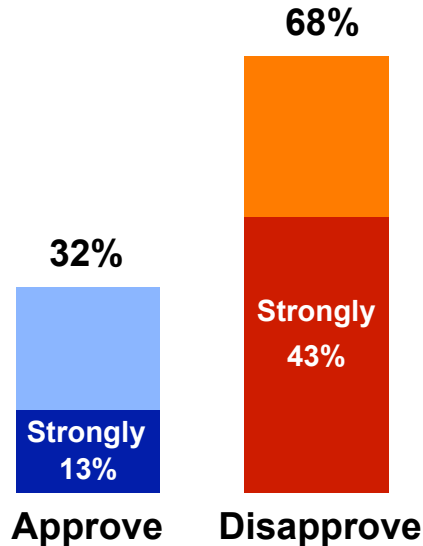


Parents' Education Policy Agenda *(continued)*



Parents Reject Shifting Funds from Regular Public Schools to Charters

Support for Reducing Spending on Regular Public Schools, and Using the Funds to Increase Spending on Charter Schools

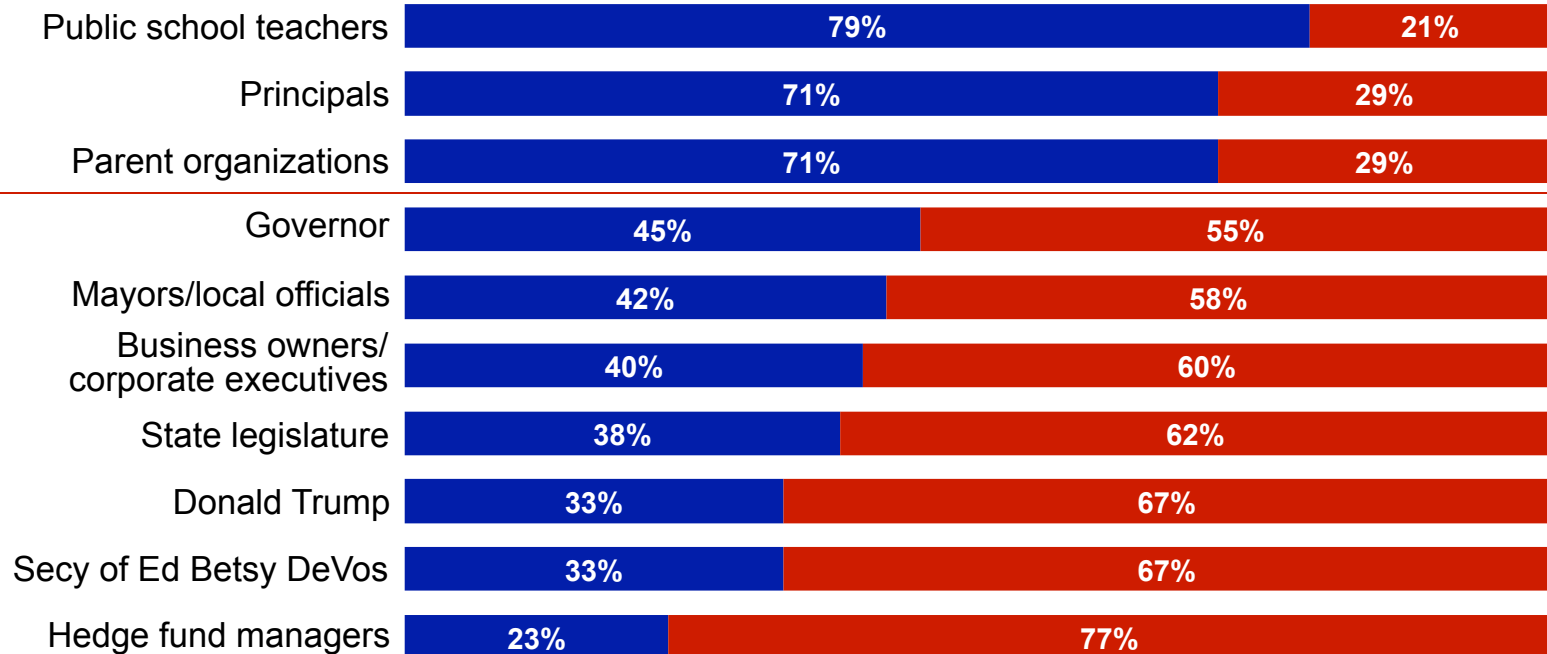


	Approve	Disapprove
Whites	30%	70%
African Americans	36%	64%
Hispanics	37%	63%
Major city	44%	56%
Urban	36%	64%
Suburban	33%	67%
Small town/rural	28%	72%
Regular public school	32%	68%
Charter school	50%	50%

Who Has the Right Ideas for Public Education?

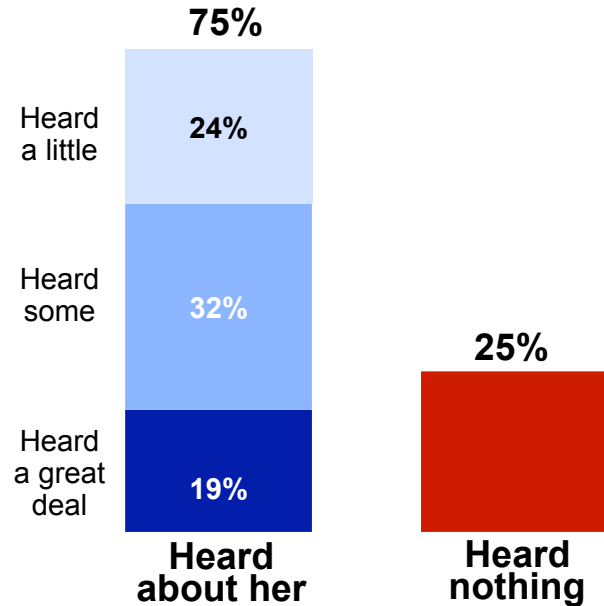
Confidence in People/Organizations to Have Right Ideas for my Public Schools

■ Great deal/fair amount of confidence ■ Just some/very little/no confidence

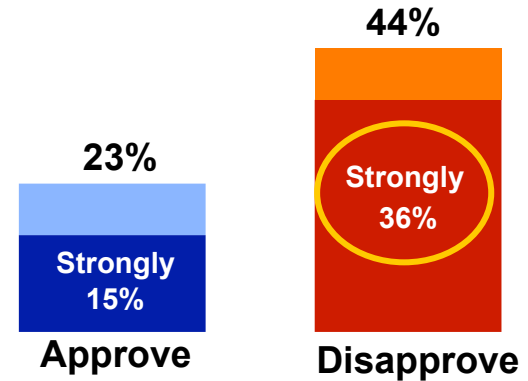


Parents Give Low Marks to Betsy DeVos

Familiarity with DeVos and her approach on education issues



DeVos's Job Approval as Secretary of Education (among those familiar w/ DeVos)





Public School Parents on the Value Of Public Education

Key findings from a national survey among 1,200 public school parents, including oversamples of African American, Hispanic, and major city parents, conducted July 24 to August 3, 2017