



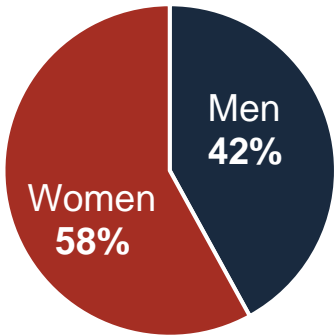
Survey of Brooklynites on Planned Closure of SUNY Downstate

Survey of 601 Brooklyn residents living near SUNY Downstate, conducted February 22-26, 2024. MOE: +/-4.2%.

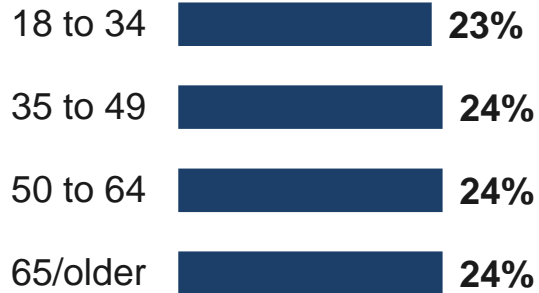


Sample Overview

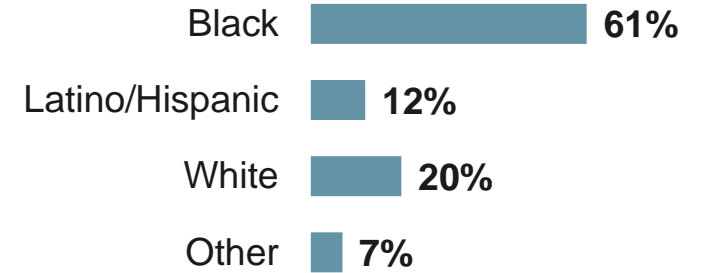
Gender



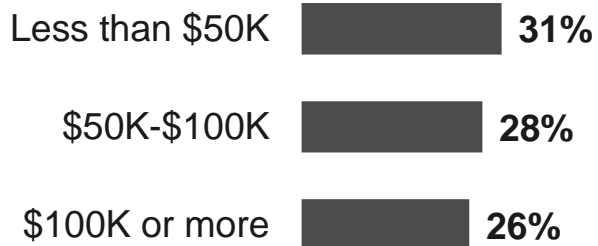
Age



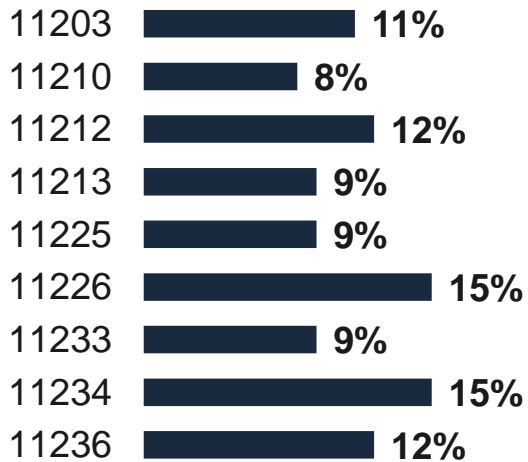
Race



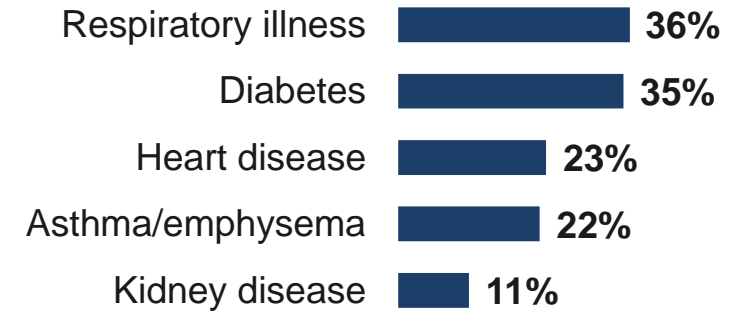
Income



ZIP Code

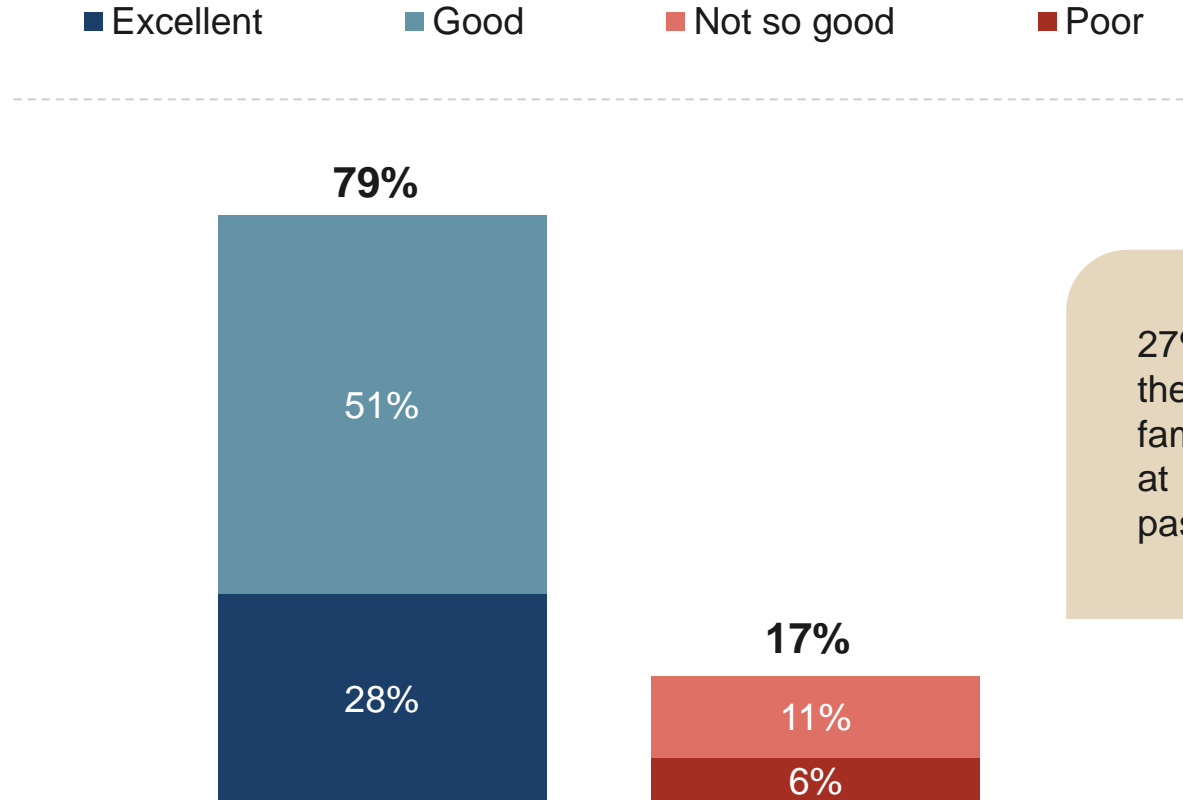


Family Medical Conditions



SUNY Downstate families report receiving very good care.

*How would you rate the quality of care that you or your family member received at SUNY Downstate?
(Asked of people whose family has recently received care at SUNY Downstate.)*

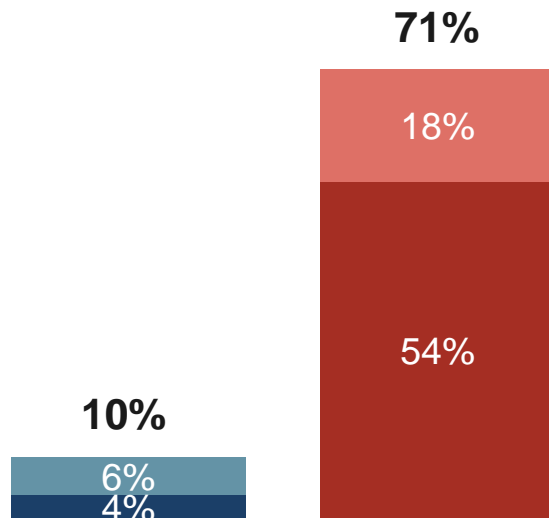


27% of respondents say they or someone in their family has received care at SUNY Downstate in the past two years.

Brooklyn residents strongly oppose plan to close SUNY Downstate -- especially families who have received care there.

As you may know, the state of New York is planning to close down SUNY Downstate Medical Center this year and move some of its services to Kings County Hospital Center and other medical facilities. Do you strongly support, somewhat support, somewhat oppose, or strongly oppose the plan to close down SUNY Downstate Medical Center?

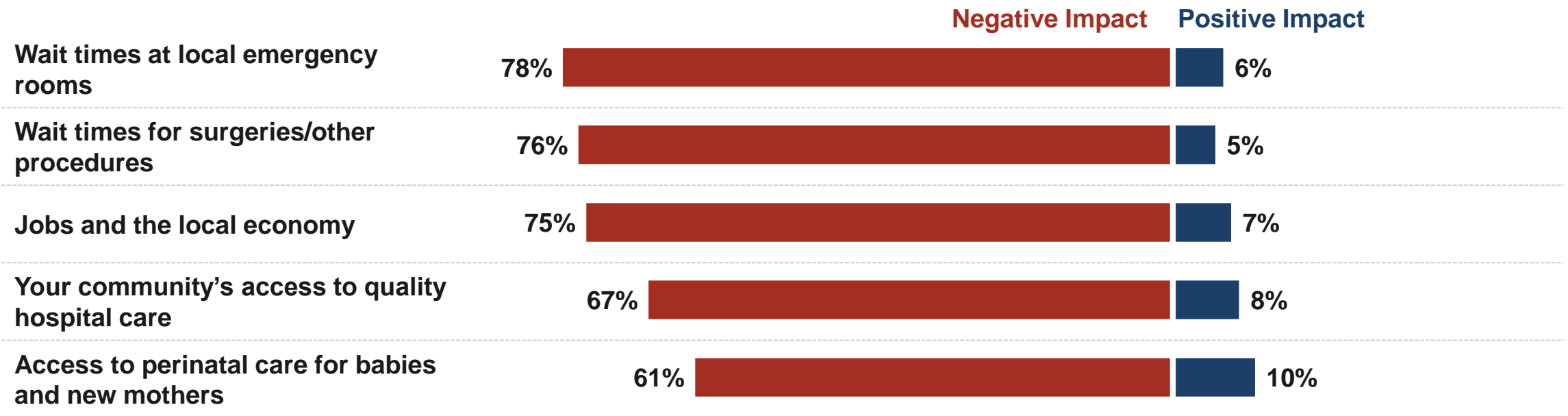
- Strongly support
- Somewhat support
- Somewhat oppose
- Strongly oppose



	Support %	Oppose %
SUNY Downstate families	12	79
White	10	57
Black	9	77
Latino/Hispanic	12	67
Age 18-39	15	64
Age 40-59	8	72
Age 60/older	6	76

Residents say negative impacts of closure would include emergency care, surgical wait times, perinatal care, and local economy.

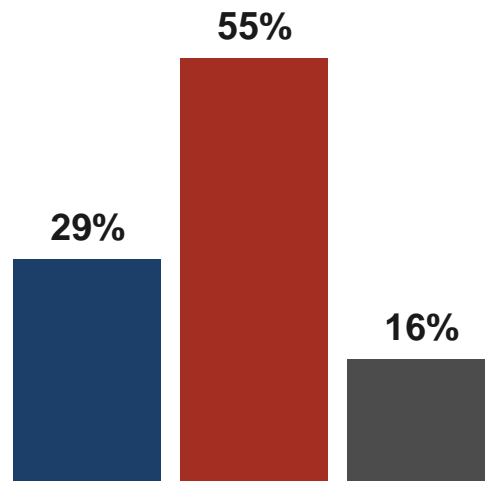
Please tell me whether you think closing SUNY Downstate would have a positive impact, a negative impact, or no real impact either way on that aspect of care.



If SUNY Downstate services are moved to Kings County, Brooklynites worry that emergency care and inpatient services will decline.

If SUNY Downstate closes its emergency room, would you feel confident or not confident that Kings County Hospital would provide good emergency medical services for your community?

■ Confident ■ Not confident ■ Not sure

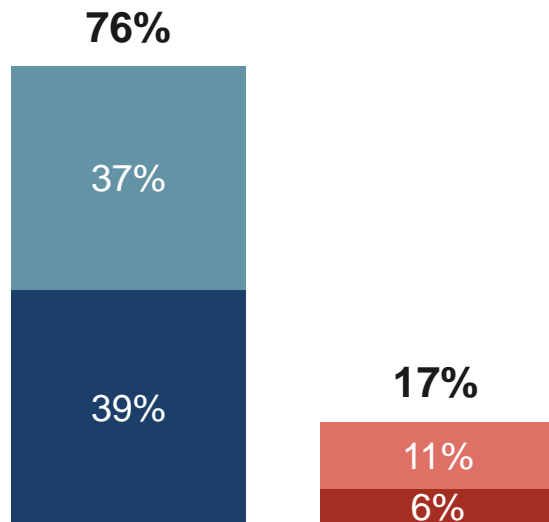


- 41% expect that inpatient services moved to KCHC will provide worse patient care (just 9% expect better care).
- The +33 rating for overall quality of care at SUNY Downstate (42% ex./good, 9% not good/poor) is substantially better than the +16 rating for Kings County (37% ex./good, 21% not good/poor).

Residents want their legislators to take action to keep SUNY Downstate open.

How important do you feel it is for officials like your state senator and your representative in the Assembly to take action to keep SUNY Downstate Medical Center open?

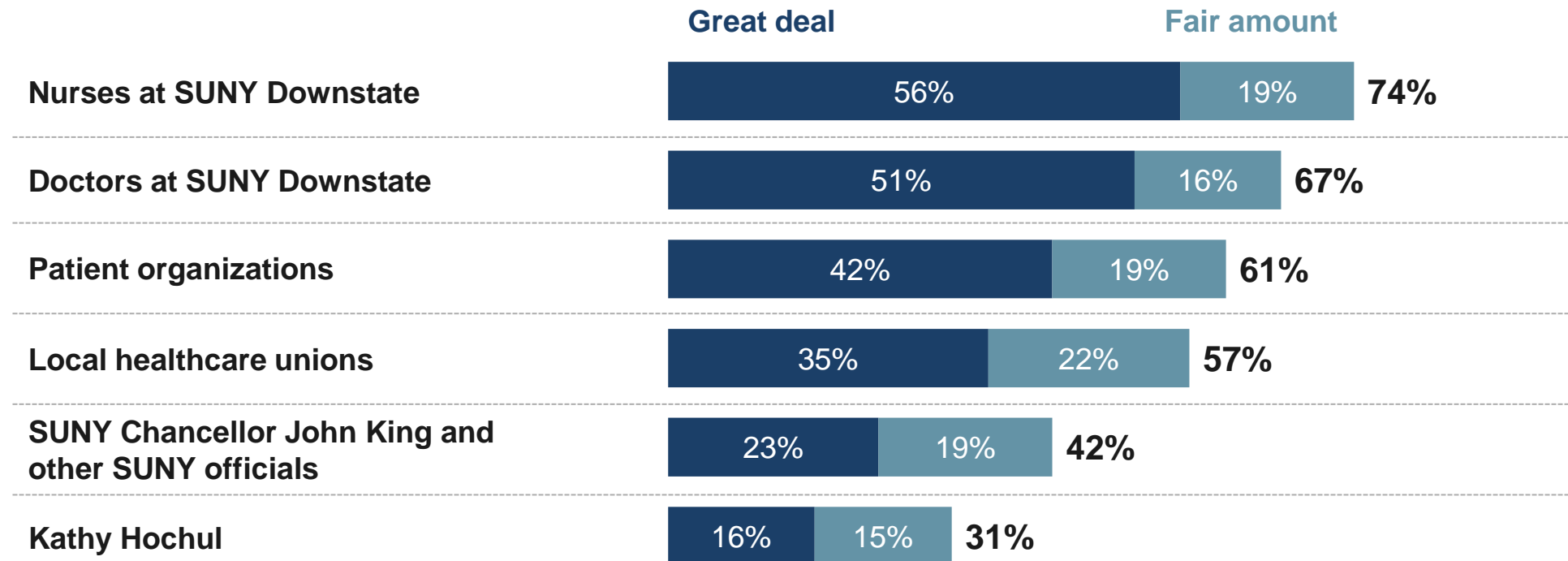
■ Essential
■ Very Important
■ Somewhat Important
■ Not Very Important



	Essential/Very Important %
White	57
Black	83
Latino/Hispanic	72
Age 18-39	62
Age 40-59	81
Age 60/older	83
SUNY Downstate families	86

The community trusts SUNY Downstate health professionals more than state officials to provide information on planned closure.

Please tell me how much confidence you would have in information provided by that person or group—a great deal, a fair amount, just some, or little or no confidence.

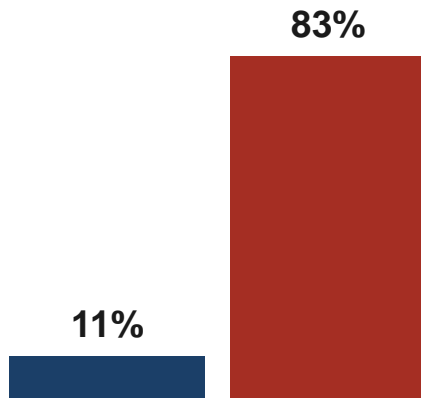


Residents reject SUNY’s argument and say that closure will be catastrophic – especially loss of neonatal and kidney transplant units.

Supporters of this plan say that SUNY Downstate is currently facing a one-hundred-million-dollar annual deficit. By moving services to other Brooklyn hospitals, we can save New York taxpayers millions of dollars while still providing most of the same inpatient services right across the street at Kings County Hospital.

Opponents of this plan say that closing SUNY Downstate will be catastrophic for the community. Patients would be displaced, wait times for emergency rooms would be longer, and crucial services would be lost, including the only kidney transplant center in Brooklyn and Neonatal Intensive Care units.

■ Agree with supporters ■ Agree with opponents



	Agree with Supporters %	Agree with Opponents %
White	11	79
Black	11	85
Latino/Hispanic	9	83
Age 18-39	12	82
Age 40-59	8	87
Age 60/older	14	82
SUNY Downstate families	12	85